



Cube D200

Designing a new, innovative functional fitness rig takes time and forward thinking. A great rig synergies the most essential aspects of functional fitness, while peppering in a healthy those of accessories that significantly add to its performance.

1. CLIMBING BOARD STATION

- 1a. Climbing Stones, Pegs Road
- 1b. Torso (2x)

2. PULL UP STATION

- 2a. Pull Up Handles
- 2b. Anchoring Points (2x)
- 2c. Abdominal Bench

3. REBOUNDER STATION

- 3a. Wall Ball
- 3b. Anchoring Point
- 3c. Shelves Storage
- 3d. Ball Reactor
- 3e. Dip AB- Throne
- 3f. Jump Platform

**Additional Elements not included in the Cage offer.*

Learn more at naomifitnessdesign.com

NAOMI FITNESS DESIGN





Cube D200

Designing a new, innovative functional fitness rig takes time and forward thinking. A great rig synergies the most essential aspects of functional fitness, while peppering in a healthy those of accessories that significantly add to its performance.

4. LADDER STATION

- 4a. Cry Wall
- 4b. Vertical Ladder
- 4c. Anchoring Poits

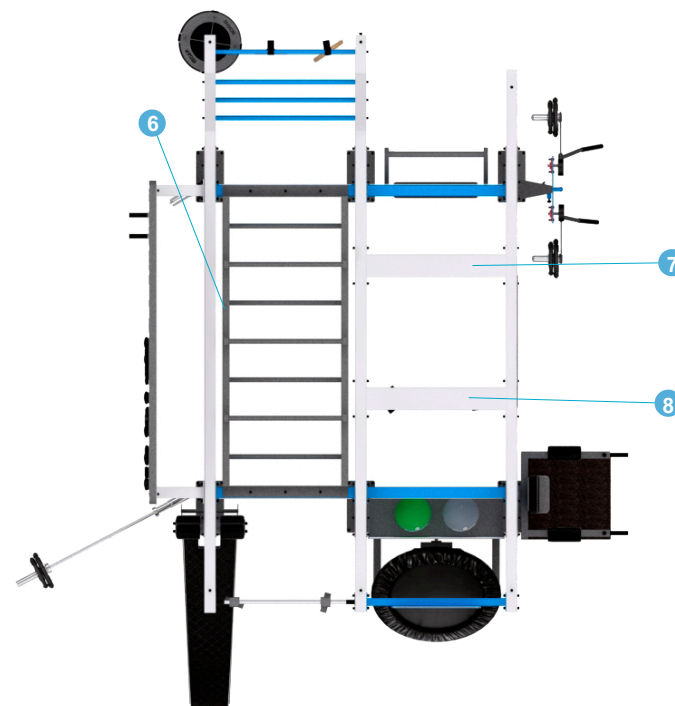
5. CALISTHENICS STATION

- 5a. Protuding Ladder
- 5b. Gymnastic Rings
- 5c. Anchoring Points (2x)
- 5d. Boxing Bag

INSIDE

- 6. Suspensions inside station - Adbominal Straps
- 7. Suspensions inside station - Grip Balls
- 8. Monkey Bar - Horizontal Ladder

**Additional Elements not included in the Cage offer.*



Learn more at naomifitnessdesign.com

NAOMI FITNESS DESIGN



Cube D200

Designing a new, innovative functional fitness rig takes time and forward thinking. A great rig synergies the most essential aspects of functional fitness, while peppering in a healthy those of accessories that significantly add to its performance.

Suggested additional accessories not included in standard price:

1. Medicine Ball 1-10 kg
2. Kettlebells set 11 units (4-32 kg)
3. Power Band set 4 units
4. BTX Suspension Trainer 2 units
5. Aerosling XPE 1 unit
6. Revvll One - endless rope 1 unit
7. Bar 200cm 15kg 1 unit
8. Weight Plate 2 x2,5, 2 x5 kg, 1 x10 kg,
9. Battle Rope 1 unit (10m or 15m)

Learn more at naomifitnessdesign.com

NAOMI FITNESS DESIGN

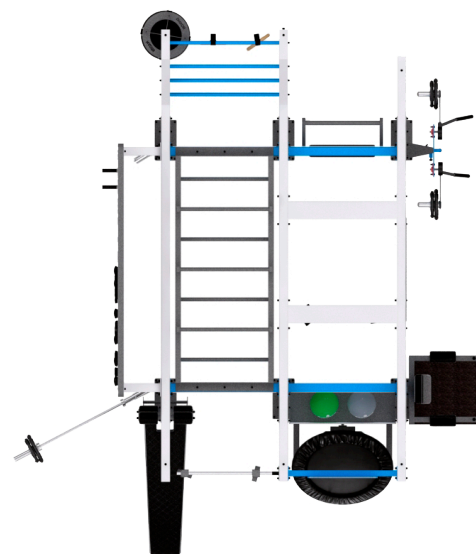
CUBE D200

DIMENSIONS

293 cm



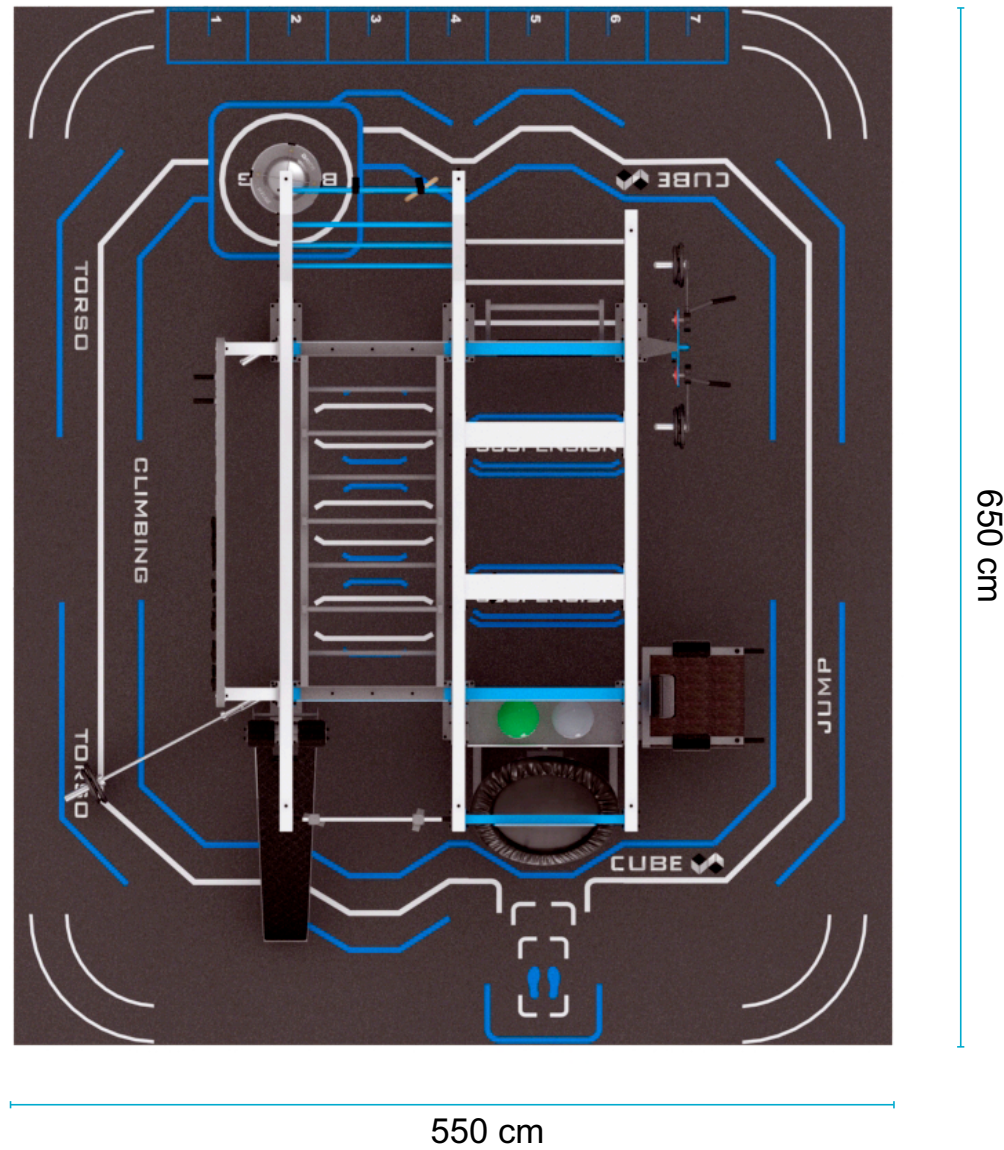
500 cm



345 cm

CUBE D200

WORKOUT SPACE 35,75 m²



Learn more at naomifitnessdesign.com

NAOMI FITNESS DESIGN